





Thermory's thermally modified timbers offer a range of natural or pre-finished, ready to install, cladding, lining, screening and decking solutions. Featuring spruce, pine and ash ranges that are responsibly sourced from sustainably grown forests. They are thermally modified using heat and steam to produce a durable, high performing product that carries a Class 1 or Class 2 durability rating to perform for decades in Australian conditions.

Thermory modifies the timber for increased durability and dimensional stability in an innovative range of beautiful exterior and interior wood solutions.




Spruce Cladding Intense: Natural C26
(Available in natural smooth face, fine sawn & brushed detail)



Pine Cladding Intense:
Natural Trax C90 **NEW**




Pine Screening Intense:
Natural C4 **NEW**



Pine Cladding Intense:
Natural C4J & C7J **NEW**



Pine Cladding Intense:
Natural Trax C32G



Pine Cladding Intense:
Natural C34 **NEW**



Pine Screening Intense:
Natural D4

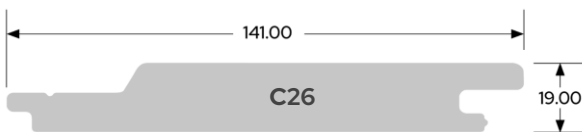


***CLAD1-65**

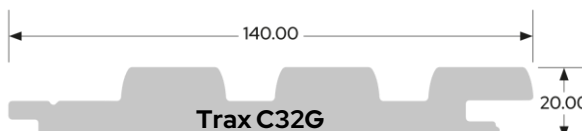
***JUANI**

Pine Battens + Clips & Single Clips:
(Designed for C4J & C7J Installation) **NEW**

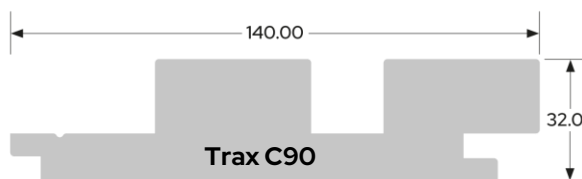
Cladding & Lining Profiles



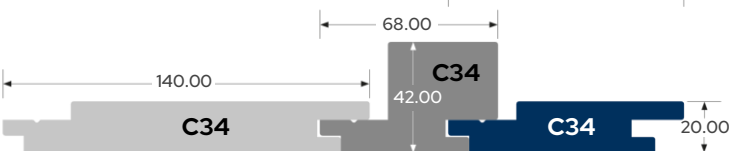
C26: 141 x 19 / cover: 125mm



C32G: 140 x 20 / cover: 123mm



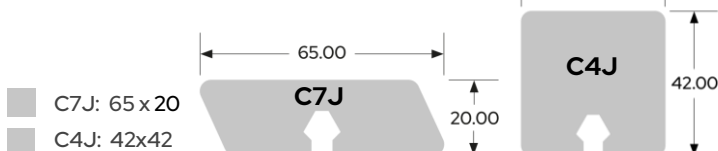
C90: 140 x 32 / cover: 120mm



C34: 140 x 20 / cover: 121mm

C34: 68 x 42 / cover: 49mm

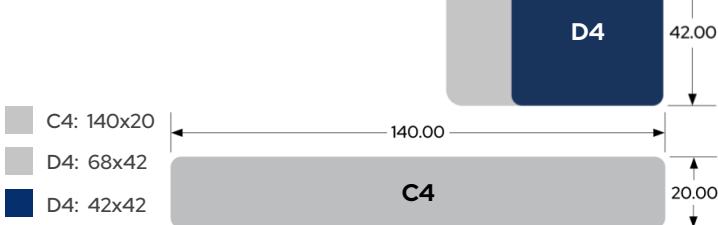
C34: 90 x 20 / cover: 71mm



C7J: 65 x 20

C4J: 42x42

Screening Profiles

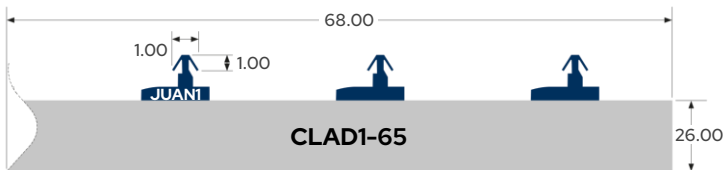


C4: 140x20

D4: 68x42

D4: 42x42

Product Installation Profiles




CLAD1-65: 68 x 26

JUANI: 1 x 1

*Suggestion & Accessory for C4J & C7J




Spruce Cladding Intense:
Ignite 5 Natural C24



Spruce Cladding Intense:
Drift Sandy Pearl C15



Spruce Cladding Intense:
Drift Black Pearl C26



Ash Decking Intense:
Quick Deck Maxi D4

Corner Thermo – Spruce CP3

One universal profile for indoor and outdoor usage. Boards with straight-cut ends can be installed without exposing the endgrain.



Coating Suggestions

WOCA Australia

Imports beautiful flooring maintenance products and wood treatment oils to Australia.

*WOCA Black Exterior Oil

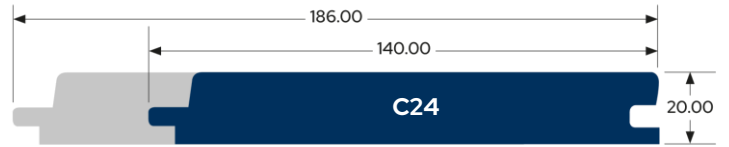


Pine Screening Intense
42x42mm Natural D4*

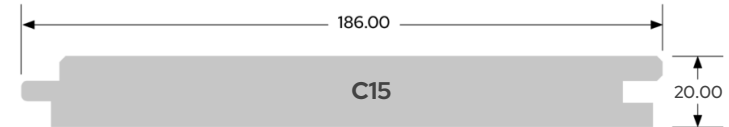


Pine Cladding Intense
140x20 Natural Trax C32G*

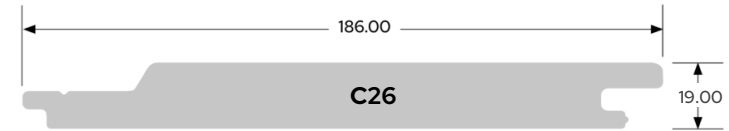
Cladding & Lining Profiles



■ C24: 186 x 20 / cover: 180mm ■ C24: 140 x 20 / cover: 131mm




■ C15: 186 x 20 / cover: 175mm



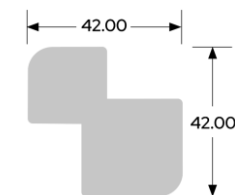
■ C26: 186 x 19 / cover: 169mm

Decking Profile



■ D4: 116 x 32

Corner Thermo – Spruce CP3 Profile



■ 42x42



Durability
Improved Durability and
rot resistance



Stability
Enhanced dimensional stability
in changing weather conditions



Chemical-Free
Thermal modification
process is entirely natural

Before fixing Thermory claddings, all wall openings, vertical and horizontal joints, sills, heads and corners must be weatherproofed with flashing to comply with National Construction Codes.

Call 1300 399 922
or email info@citytimber.com.au

1400 Centre Rd, Clayton South 3169
citytimber.com.au

